

## **A brief status note on Oil palm in Arunachal Pradesh State**


Arunachal Pradesh was included under OPAE for oil palm cultivation during 2013-14. Govt. of India has provided financial support of Rs. 73.70 lakh for initiating the activities before oil palm plantation. State of Arunachal Pradesh has also included under Mini Mission-II of National Mission on Oilseeds and Oil palm (NMOOP) which is implemented with effect from 01.04.2016. Oil Palm Development Programme implemented through State Department of agriculture. Potential area of 25,000 ha identified in the State of Arunachal Pradesh, out of which, an area of 330 ha has been achieved under oil palm cultivation up to March, 2016.

### **Physical progress:**

The details of oil palm area expansion target & achievement and production of fresh fruit bunches (FFBs) and crude palm oil (CPO) from the year 2013-14 to 2016-17 are given below:

Year	Area Expansion (in ha)		Production (in MT)	
	Target	Achievement	FFBs	CPO
2013-14	0	0	0	0
2014-15	0	0	0	0
2015-16	1,200	330	0	0
2016-17*	1,500	750	0	0
<b>Total Achieved Area 330 ha up to March, 2016</b>				

\* Up to October, 2016



**Financial progress:**

The year-wise details of funds allocation, releases and expenditure from 2013-14 to 2016-17 under ISOPOM and NMOOP are given below:


(Rs. in lakh GOI share)

Year	Allocation	Release	Expenditure
2013-14*	73.70	73.70	0.00
2014-15	183.83	91.67	91.67
2015-16	172.52	86.26	86.26
2016-17	460.36	230.18	0.00

\* ISOPOM

During the year 2016-17, Government of India has approved an Annual Action Plan of the State for an amount of Rs. 511.51 lakhs consisting of Rs. 460.36 lakhs as Central share and Rs. 51.15 lakhs as State share for implementing Mini Mission-II for oil palm development under National Mission on Oilseeds and Oil Palm (NMOOP). Out of which, Rs. 230.18 lakhs fund has been released to the State and Rs. 0.00 lakh was lying unspent balance with the State from the previous year. Thus, total amount of Rs. 230.18 lakhs is available with the State for the current year. As per their progress report received for the month of October, 2016 State has utilized Rs. 0.00 lakh and lying unspent balance of Rs. 230.18 lakhs with the State.


**Issue:** The physical and financial progress report is not being received from the State on regular basis.



Physical & Financial Progress report in respect of MM-II (Oil Palm) for the current year 2016-17.

**State: Arunachal Pradesh**

S. No.	Interventions /Components	Unit	Physical		Financial (GOI share Rs. in lakhs)	
			Target	Ach.	Allo.	Exp.
<b>A.</b>	<b>Area Expansion</b>					
1	Planting Material	ha	1500	750	108.00	0.00
2	Cultivation/ Maintenance cost					
2a	First Year	ha	1500	651	54.00	0.00
2b	Second Year	ha	330	330	11.88	0.00
2c	Third Year	ha	0	0	0.00	0.00
2d	Fourth Year	ha	0	0	0.00	0.00
<b>B.</b>	<b>Production Inputs</b>					
3	Drip irrigation as per NMSA	ha	692	393	146.36	0.00
4	Distribution of pump sets	Nos.	50	15	6.75	0.00
5	Inputs for inter cropping in Oil Palm fields	ha	1830	1080	49.41	0.00
6	Construction of Vermi-compost unit	Nos.	50	2	6.75	0.00
7	Water Harvesting Structures / ponds	Nos.	45	8	36.45	0.00
<b>C.</b>	<b>Transfer of Technology inputs components</b>					
8	Training					
8a	Farmers Training	Nos. (Batch)	14	2	3.02	0.00
8b	Training of Extension workers /officers etc.	Nos. (Batch)	0	0	0.00	0.00
<b>D.</b>	<b>Mission Management Expenses &amp; Flexi funds</b>					
9	Mission Management Expenses	-	-	-	4.60	0.00
10	Flexi funds.	-	-	-	33.14	0.00
	<b>Grand Total</b>	-	-	-	<b>460.36</b>	<b>0.00</b>



### **Status of MM-III implementation in Arunachal Pradesh**

Mini Mission (MM)-III (Tree Borne Oilseeds) is one of the three Mini Missions under National Mission on Oilseeds and Oil Palm (NMOOP) launched by Department of Agriculture, Cooperation & Farmers' Welfare from 2014-15 with the objectives of enhancing seed collection of TBOs and augmenting the elite planting materials for area expansion under wasteland.

The interventions under MM-III are (i) integrated development of nurseries & plantation on the wasteland, (ii) maintenance of TBOs plantation, (iii) incentives for undertaking intercropping with TBOs, (iv) research and development, (v) distribution of pre-processing, processing and oil extraction equipment, (vi) support to TRIFED, (vii) training of farmers, (viii) training of extension workers and (ix) local initiatives/contingency.

The AAP allocation (Central share) of Rs 9.83 lakhs for 2016-17 has been made for the plantation of Tung in 36 ha and 2<sup>nd</sup> year maintenance of 96 ha plantation under MM-III of NMOOP. Arunachal Pradesh is eligible for assistance @ 90 (Central share): 10 (State share). A sum of Rs 4.92 lakh has been released for its implementation.

Tung has long gestation period of 6 years and during gestation period, to enhance the additional income from the plantation ares, support is also provided for intercropping @ Rs. 1000/- per ha/year for critical inputs to various types of intercrops.

Name of the State: Arunachal Pradesh  
 Name of the Scheme: National Mission on Oilseeds and Oil Palm (NMOOP)

(Rs. in Lakhs)

Sl. No.	Year	Opening Balance	Allocation	Release	Total Fund available (3+5) = 6	Expenditure	Closing Balance (6-7) = 8
1	2	3	4	5		7	
1	2014-15	0.00	408.01	204.01	204.01	204.01	0.00
2	2015-16	0.00	361.07	218.09	218.09	142.98	75.11
3	2016-17	75.11	604.97	302.49	377.60		



वर्ष 2013-14 के दौरान ऑयल पाम खेती के लिए ओपीएई के अंतर्गत अरुणाचल प्रदेश को शामिल किया गया है। भारत सरकार ने ऑयल पाम कार्यकलापों को शुरू करने के लिए 73.70 लाख रुपए की वित्तीय सहायता प्रदान की है। अरुणाचल प्रदेश राज्य को राष्ट्रीय तिलहन एवं ऑयल पाम मिशन (एनएमओओपी) के मिनी मिशन- II के अंतर्गत शामिल किया गया है, जो 01.04.2016 से कार्यान्वित है। ऑयल पाम विकास कार्यक्रम को राज्य कृषि विभाग के माध्यम से कार्यान्वित किया गया। अरुणाचल प्रदेश में 25,000 हेक्टेयर क्षमतावान क्षेत्र को चिन्हित किया गया जिसमें से मार्च, 2016 तक ऑयल पाम खेती के अंतर्गत प्राप्त क्षेत्र 330 हेक्टेयर है।

#### भौतिक प्रगति:

वर्ष 2013-14 से 2016-17 तक ऑयल पाम क्षेत्र विस्तार लक्ष्य एवं उपलब्धि तथा ताजे फलों के गुच्छे (एफएफबी) एवं कच्चे पाम ऑयल (सीपीओ) के उत्पादन के ब्यौरे निम्नलिखित हैं:

वर्ष	क्षेत्र विस्तार (हेक्टेयर में)		उत्पादन (एमटी में)	
	लक्ष्य	उपलब्धि	एफएफबी	सीपीओ
2005-06	0	0	0	0
2006-07	0	0	0	0
2007-08	0	0	0	0
2008-09	0	0	0	0
2009-10	0	0	0	0
2010-11	0	0	0	0
2011-12	0	0	0	0
2012-13	0	0	0	0
2013-14	0	0	0	0
2014-15	0	0	0	0
2015-16	1,200	330	0	0
2016-17*	1,500	750	0	0
मार्च, 2016 तक कुल 330 हेक्टेयर क्षेत्रफल की उपलब्धि				

\*अक्टूबर, 2016 तक

#### वित्तीय प्रगति:

आइसोपाम व एनएमओओपी के अंतर्गत 2013-14 से 2016-17 तक निधि आबंटन, निर्मुक्ति व व्यय के वर्ष-वार ब्यौरे निम्नलिखित हैं:

वर्ष	आबंटन	निर्मुक्ति	व्यय
2012-13*	0.00	0.00	0.00
2013-14*	0.00	0.00	0.00
2014-15	183.83	91.67	91.67
2015-16	172.52	86.26	86.26
2016-17	460.36	230.18	0.00

\*आइसोपाम

वर्ष 2016-17 के दौरान राष्ट्रीय तिलहन एवं ऑयल पाम मिशन (एनएमओओपी) के अंतर्गत ऑयल पाम विकास के लिए मिनी मिशन- II के कार्यान्वयन के लिए भारत सरकार ने राज्य की 511.51 लाख रुपए की राशि की वार्षिक कार्य योजना का अनुमोदन किया है जिसमें 460.36 लाख रुपए केंद्रीय अंशदान एवं 51.15 लाख रुपए राज्य अंशदान के रूप में हैं। जिसमें से राज्य को 230.18 लाख रुपए की निधि निर्मुक्त की गई है एवं पिछले वर्ष से राज्य के पास 0.00 लाख रुपए अव्ययित शेष पड़ा हुआ है। वर्तमान वर्ष में राज्य के पास कुल 230.18 लाख रुपए की राशि है। अक्टूबर, 2016 के लिए प्राप्त प्रगति रिपोर्ट के अनुसार राज्य ने 0.00 लाख रुपए का उपयोग किया है एवं इनके पास 230.18 लाख रुपए अव्ययित शेष पड़ा हुआ है।

मुद्दा: राज्य से नियमित आधार पर वास्तविक व वित्तीय प्रगति रिपोर्ट प्राप्त नहीं हो रही है। राज्य ने प्रगति रिपोर्ट में वित्तीय व्यय नहीं दर्शाया है हालांकि कुछ घटकों के अंतर्गत भौतिक प्रगति सूचित की गई है।

चाहू वर्ष 2016-17 के लिए एमएम-II (आयलपाम) के संदर्भ में भौतिक प्रगति एवं वित्तीय रिपोर्ट

राज्य: अरुणाचल प्रदेश

S. No.	Interventions /Components	Unit	Physical		Financial (GOI share Rs. in lakhs)	
			Target	Ach.	Allo.	Exp.
<b>A.</b>	<b>Area Expansion</b>					
1	Planting Material	ha	1500	750	108.00	0.00
2	Cultivation/ Maintenance cost					
2a	First Year	ha	1500	651	54.00	0.00
2b	Second Year	ha	330	330	11.88	0.00
2c	Third Year	ha	0	0	0.00	0.00
2d	Fourth Year	ha	0	0	0.00	0.00
<b>B.</b>	<b>Production Inputs</b>					
3	Drip irrigation as per NMSA	ha	692	393	146.36	0.00
4	Distribution of pump sets	Nos.	50	15	6.75	0.00
5	Inputs for inter cropping in Oil Palm fields	ha	1830	1080	49.41	0.00
6	Construction of Vermi-compost unit	Nos.	50	2	6.75	0.00
7	Water Harvesting Structures / ponds	Nos.	45	8	36.45	0.00
<b>C.</b>	<b>Transfer of Technology inputs components</b>					
8	Training					
8a	Farmers Training	Nos. (Batch)	14	2	3.02	0.00
8b	Training of Extension workers /officers etc.	Nos. (Batch)	0	0	0.00	0.00
<b>D.</b>	<b>Mission Management Expenses &amp; Flexi funds</b>					
9	Mission Management Expenses	-	-	-	4.60	0.00
10	Flexi funds	-	-	-	33.14	0.00
	<b>Grand Total</b>	-	-	-	<b>460.36</b>	<b>0.00</b>