

Status of Oilseeds Development Programme in Andhra Pradesh

1. Status of Oilseeds Cultivation

Among 09 oilseed crops, groundnut, soybean, sesame and sunflower are grown over an area of about 15.69 lakh ha. However, state average yield of oilseeds of Andhra Pradesh is lesser than the national average yield. The crop wise area, production and yield of oilseeds in the state of Andhra Pradesh including Telangana during last couple of years are given below:

Crop	Unit	2012-13	2013-14	2014-15	Normal (APY)
Sesamum (K)	Area (ha)	67000	85000	109000	87800
	Production(tonnes)	21000	29000	33000	32200
	Yield (Kg/ha)	313	341	303	264
Sunflower	Area (ha)	142000	100000	68000	195000
	Production(tonnes)	104000	87000	62000	148200
	Yield (Kg/ha)	732	870	912	760
Groundnut	Area (ha)	1345000	1386000	1029000	1392200
	Production(tonnes)	1115000	1236000	793000	1131800
	Yield (Kg/ha)	829	892	771	813
Soybean	Area (ha)	159000	245000	244000	163600
	Production(tonnes)	289000	395000	264000	248200
	Yield (Kg/ha)	1818	1612	1082	1517
Total oilseeds	Area (ha)	1945000	2030600	1569000	2062300
	Production(tonnes)	1651100	1885600	1220000	1659400
	Yield (Kg/ha)	849	929	778	805
All India oilseeds	Area (ha)	26484400	28050500	25726500	26805300
	Production(tonnes)	30939700	32749400	26675100	30168700
	Yield (Kg/ha)	1168	1168	1037	1126

2. National Mission on Oilseeds and Oil Palm (NMOOP) launched from 2014-15 is under implementation in the state with 03 Mini Missions one each for Oilseeds, Oil Palm and Tree Borne Oilseeds. However, MM-I and MM-II are implementing in the States during 2016-17. Annual Action Plan (AAP) of Rs.8738.65 lakhs with a Central Share of Rs. 5243.192 lakhs has been approved during 2016-17.
3. In addition to State AAP, implementation of following interventions have also been approved through Central agencies:
 - 3.1 Supplied of 9700 minikits of improved varieties of groundnut through NSC & HIL during Kharif 2016 and 10500 minikits of improved varieties of groundnut has been supplied during rabi season through NSC & HIL.
 - 3.2 Organizing Front Line Demonstrations (FLDs) of Sesame (725), sunflower (400), groundnut (800) and safflower (100) through the ICAR -KVKs located in the State.

4. Issues for discussion:

- 4.1 Participation of district level Officers in monitoring of FLDs being organized by ICAR/KVKS.
- 4.2 Productivity improvement of oilseeds particularly of groundnut and sunflower.
- 4.3 MPR up to the month of September has been received. Expenditure of Rs. 1521.453 has been reported as against release of Rs.3082.513 lakhs indicating slow progress.

Brief note on oil palm cultivation in Andhra Pradesh

Oil Palm Development Programme is under implementation in the State from 1991-92 through State Department of Horticulture. Andhra Pradesh ranks 1st in cultivation of Oil Palm with 1.50 lakh ha, out of the total area covered under Oil Palm i.e. 3.0 lakh ha in India. Total 8 nos. potential Districts namely Srikakulam, Vizianagram, Visakhapatnam, East Godavari, West Godavari, Krishna, Nellore and Anantpur are covered under Oil Palm cultivation. There are six Oil Palm seed gardens and 13 processing mills, have been established in the State with a capacity of 240MT/hr.

The Physical and Financial Progress are given below:

A. Physical progress


Year	Area Expansion (in ha)		Production (in MT)	
	Target	Achievement	FFBs	CPO
2005-06	4800	9563	203000	43500
2006-07	5200	11882	215000	35509
2007-08	15000	12074	226200	38000
2008-09	20000	17049	259495	43593
2009-10	15000	7755	347892	57402
2010-11	15000	6755	385009	63487
2011-12	40000	12083	573024	97987
2012-13	27,000	12,846	7,90,881	1,27,570
2013-14	18,081	10,468	9,33,981	1,61,566
2014-15	14,000	9,259	10,07,553	1,70,478
2015-16	12,500	5,284	11,44,092	1,93,562
2016-17*	12,500	3,287*	1,64,161	25,771
Total Achieved Area 1,50,530 ha up to March, 2016				

*up to November, 2016

B. Financial progress

Year	Allocation	Release	(Rs. in lakh GOI share)
			Expenditure
2005-06	1120.92	-	393.09
2006-07	1512.89	-	414.93
2007-08	2398.41	-	834.50
2008-09	2894.18	-	1662.83
2009-10	2760.73	-	2760.73
2010-11	2725.98	-	2802.29
2011-12	2728.33	-	2720.84
2012-13*	758.54	213.96	753.26
2013-14*	538.00	500.00	387.85
2014-15	3360.04	1176.00	2156.86
2015-16	3461.85	2198.03	1837.00
2016-17	3492.19	2049.98	761.32


* ISOPOM



During the year 2016-17, Govt. of India has approved an Annual Action Plan (AAP) of the Andhra Pradesh State for an amount of Rs. 58.20 crores including of Rs. 34.92 crores as Central Share for implementation of Mini Mission-II (Oil Palm) under NMOOP. Out of which, Rs. 20.50 crores has been released to the State and an amount of Rs. 3.61crore lying unspent balance with the State from the previous year. Thus, total fund of Rs. 24.11 crores is available with the State during current year.

As per the progress report received from the State up-to the month of November, 2016, an amount of Rs. 7.61 crores as central share has been utilized against of availability of Rs. 24.11 crores. An amount of Rs. 16.5 crores as central share lying with the State.


Issue: The progress of oil palm development programme in the State is not satisfactory from the year 2014-15.



Physical & Financial Progress report in respect of MM-II (Oil Palm) for the current year 2016-17.

State: Andhra Pradesh

S. No.	Interventions /Components	Unit	Physical		Financial (GOI share Rs. in lakhs)	
			Target	Ach.	Allo.	Exp.
A.	Area Expansion					
1	Planting Material	ha	12500	3287	600.00	157.78
2	Cultivation/ Maintenance cost					
2a	First Year	Ha	12500	3287	300.00	78.89
2b	Second Year	Ha	5284	3877	126.82	93.05
2c	Third Year	Ha	9259	6536	222.22	156.86
2d	Fourth Year	ha	10468	7140	251.23	171.36
B.	Production Inputs					
3	Drip irrigation as per NMSA	ha	10000	124	1410.00	17.51
4	Distribution of pump sets	Nos.	200	0	18.00	0.00
5	Bore wells / Tube wells	Nos.	200	0	30.00	0.00
6	Inputs for inter cropping in Oil Palm fields	ha	18757	2167	337.63	39.01
7	Construction of Vermi-compost unit	Nos.	127	21	11.43	1.89
8	Machinery & Tools					
8a	Oil Palm Cutter	Nos.	200	207	1.80	1.86
8b	Oil Palm Protective wiremess	Nos.	32	8	2.88	0.72
8c	Motorized chisel	Nos.	20	3	1.20	0.18
8d	Aluminium portable ladder	Nos.	20	4	0.36	0.07
8e	Chaff cutter	Nos.	21	106	0.88	4.45
8f	Small Tractor with Trolley	Nos.	25	13	15.00	5.85
C.	Transfer of Technology inputs components					
9	Training					
9a	Farmers Training	Nos. (Batch)	51	26	7.34	3.74
9b	Training of Extension workers /officers etc.	Nos. (Batch)	10	0	2.16	0.86
D.	Mission Management Expenses & Flexi funds					
10	Mission Management Expenses	-	-	-	34.92	0.00
11	Flexi funds	-	-	-	118.32	27.23
	Grand Total	-	-	-	3492.19	761.31



Name of the State: Andhra Pradesh
Name of the Scheme: National Mission on Oilseeds and Oil Palm (NMOOP)

(Rs. In Lakhs)

Sl. No.	Year	Opening Balance	Allocation	Release	Total Fund available (3+5) = 6	Expenditure	Closing Balance (6-7) = 8
1	2011-12 (ISOPOM)	3691.09	2835.34	2835.34	6526.44	3226.17	3300.27
2	2012-13 (ISOPOM)	3300.27	1793.33	1793.33	5093.60	3881.95	1214.46
3	2013-14 (ISOPOM)	1214.46	8594.01	8594.01	9808.47	4479.38	3886.77
4	2014-15	3886.77	5136.00	1798.00	5684.77	5139.94	1298.00
5	2015-16	1298.00	5262.92	3957.00	5255.00	3812.96	1442.04
6	2016-17	1442.04	5243.19		1442.04		

आंध्र प्रदेश में ऑयल पॉम खेती पर संक्षिप्त नोट

ऑयल पॉम विकास कार्यक्रम राज्य बागवानी विभाग के जरिए 1991-92 से राज्य में कार्यान्वित किया जा रहा है। ऑयल पॉम की खेती में आंध्र प्रदेश का पहला स्थान है। भारत में 3.0 लाख हैक्टेयर ऑयल पॉम के तहत कवर किए गए कुल क्षेत्र में से आंध्र प्रदेश में 1.50 लाख हैक्टेयर कवर है। आंध्र प्रदेश में 8 जिलों में कुल 4,29,500 हैक्टेयर ऑयल पॉम की क्षमता वाला क्षेत्र है। 8 जिले हैं - श्री काकुलम, विजियानगरम, विशाखापट्टनम, पूर्वी गोदावरी, पश्चिमी गोदावरी, कृष्णा, नेल्लोर और अनंतपुर, ऑयल पॉम खेती के तहत कवर किए गए हैं। 6 ऑयल पॉम बीज बागान और 13 प्रसंस्करण मिले हैं जिन्हें 240 मीट्रिक टन/घंटे की क्षमता के साथ स्थापित किया गया है।

वास्तविक व वित्तीय प्रगति रिपोर्ट निम्नलिखित हैं:-

क. भौतिक प्रगति

वर्ष	क्षेत्र विस्तार (हैक्टे. में)		उत्पादन (एमटी में)	
	लक्ष्य	उपलब्धि	एफएफबी	सीपीओ
2005-06	4800	9563	203000	43500
2006-07	5200	11882	215000	35509
2007-08	15000	12074	226200	38000
2008-09	20000	17049	259495	43593
2009-10	15000	7755	347892	57402
2010-11	15000	6755	385009	63487
2011-12	40000	12083	573024	97987
2012-13	27,000	12,846	7,90,881	1,27,570
2013-14	18,081	10,468	9,33,981	1,61,566
2014-15	14,000	9,259	10,07,553	1,70,478
2015-16	12,500	5,284	11,44,092	1,93,562
2016-17*	12,500	4,241	5,17,618	85,918

मार्च, 2016 तक कुल 1,50,530 हैक्टेयर क्षेत्रफल की उपलब्धि

*दिसम्बर, 2016 तक

ख. वित्तीय प्रगति

(भारत सरकार का अंश लाख रुपए में)

वर्ष	आबंटन	निर्मुक्ति	व्यय
2005-06	1120.92	-	393.09
2006-07	1512.89	-	414.93
2007-08	2398.41	-	834.50
2008-09	2894.18	-	1662.83
2009-10	2760.73	-	2760.73
2010-11	2725.98	-	2802.29
2011-12	2728.33	-	2720.84
2012-13*	758.54	213.96	753.26
2013-14*	538.00	500.00	387.85
2014-15	3360.04	1176.00	2156.86
2015-16	3461.85	2198.03	1837.00
2016-17	3492.19	2049.98	843.72**

*आइसोपाम

**दिसम्बर, 2016 तक

वर्ष 2016-17 के दौरान भारत सरकार ने एनएमओओपी के तहत मिनी मिशन-II (ऑयल पॉम) के कार्यान्वयन के लिए कूल 58.20 करोड़ रुपये की राशि हेतु आंध्र प्रदेश राज्य की वार्षिक कार्ययोजना (एएपी) का अनुमोदन किया जिसमें से भारत सरकार का हिस्सा 34.92 करोड़ रुपये है। राज्य सरकार को 20.50 करोड़ रुपये जारी कर दिए गए हैं तथा 3.61 करोड़ रुपये पिछले वर्ष से राज्य के पास बिना खर्च के पड़े हैं। इस प्रकार वर्तमान वर्ष के दौरान राज्य के पास कुल 24.11 करोड़ रुपए की निधि उपलब्ध है।

दिसम्बर, 2016 के महीने तक राज्य के प्राप्त प्रगति रिपोर्ट के अनुसार 24.11 करोड़ रुपये की उपलब्धता की तुलना में केंद्रीय अंश के रूप में 8.44 करोड़ रुपये का उपयोग किया गया है। राज्य के पास केंद्रीय अंश के रूप में 15.67 करोड़ रुपए की राशि है।

मुद्दा: 2014-15 से राज्य में ऑयल पॉम कार्यक्रम की प्रगति संतोषजनक नहीं रही है। 2016-17 के दौरान क्षेत्र विस्तार में धीमी प्रगति नोट की गई है।

चालू वर्ष 2016-17 के लिए एमएम-II (आयलपाम) के संदर्भ में भौतिक प्रगति एवं वित्तीय रिपोर्ट

राज्य: आंध्र प्रदेश

S. No.	Interventions /Components	Unit	Physical		Financial (GOI share Rs. in lakhs)	
			Target	Ach.	Allo.	Exp.
A.	Area Expansion					
1	Planting Material	ha	12500	4241	600.00	203.55
2	Cultivation/ Maintenance cost					
2a	First Year	Ha	12500	4241	300.00	101.77
2b	Second Year	Ha	5284	3906	126.82	93.74
2c	Third Year	Ha	9259	6614	222.22	158.74
2d	Fourth Year	ha	10468	7232	251.23	173.57
B.	Production Inputs					
3	Drip irrigation as per NMSA	ha	10000	124	1410.00	17.51
4	Distribution of pump sets	Nos.	200	0	18.00	0.00
5	Bore wells / Tube wells	Nos.	200	0	30.00	0.00
6	Inputs for inter cropping in Oil Palm fields	ha	18757	2270	337.63	40.86
7	Construction of Vermi-compost unit	Nos.	127	22	11.43	1.98
8	Machinery & Tools					
8a	Oil Palm Cutter	Nos.	200	204	1.80	1.84
8b	Oil Palm Protective wiremess	Nos.	32	8	2.88	0.72
8c	Motorized chisel	Nos.	20	4	1.20	0.24
8d	Aluminium portable ladder	Nos.	20	4	0.36	0.07
8e	Chaff cutter	Nos.	21	112	0.88	4.70
8f	Small Tractor with Trolly	Nos.	25	13	15.00	5.85
C.	Transfer of Technology inputs components					
9	Training					
9a	Farmers Training	Nos. (Batch)	51	18	7.34	2.59
9b	Training of Extension workers /officers etc.	Nos. (Batch)	10	4	2.16	0.86
D.	Mission Management Expenses & Flexi funds					
10	Mission Management Expenses	-	-	-	34.92	0.00
11	Flexi funds	-	-	-	118.32	35.13
	Grand Total	-	-	-	3492.19	843.72

अरुणाचल राज्य में ऑयल पाम स्थिति पर संक्षिप्त नोट